

Complex Lab – Operating Systems

Graphical Console

Martin Küttler

Last assignment

- ▶ Any questions?
- ▶ Any bug reports, wishes, etc.?

We are here



Paddle Client 1

Paddle Client 2

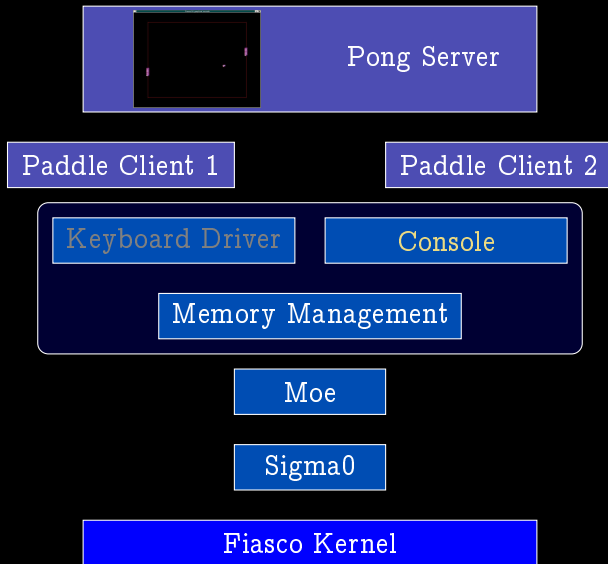
Memory Management

Moe

Sigma0

Fiasco Kernel

Today's goal

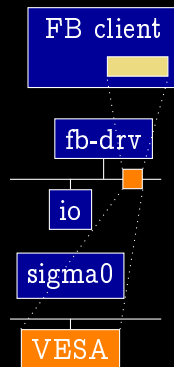


Graphics (VESA)

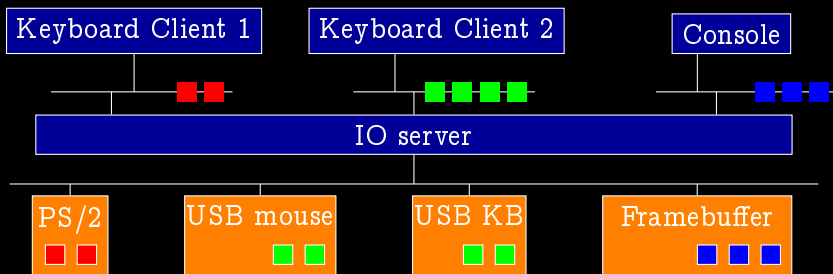
- ▶ Using VBE/XGA BIOS extension
- ▶ Put computer into XGA mode:
 - ▶ Requires evil real-mode code
 - ▶ GRUB: `vbeset <mode>`
 - ▶ L4 FBDRV: command line option `-m <mode>`
 - ▶ mode: 0x100 - 0x11F, see e.g. [Wikipedia on VBE](#)
- ▶ Get access to hardware frame buffer
- ▶ Render graphics into frame buffer

VESA on L4Re

- ▶ IO server manages all I/O resources
- ▶ fb-drv server provides a frame buffer interface.



IO configuration



IO Configuration files:

- ▶ Hardware description file (`src/l4/pkg/io/io/config/x86-legacy.devs`)
- ▶ vbus configuration file (`x86-fb.io`)

Lua example

```
local L4 = require("L4");
local ld = L4.default_loader;
local vbus = ld:new_channel();
local fbdrv = ld:new_channel();

ld:start({cap = {fbdrv = vbus:svr(), icu = L4.Env.icu,
               sigma0 = L4.cast(L4.Proto.Factory, L4.Env.sigma0)
               :create(L4.Proto.Sigma0)},
         log = {"IO", "yellow" }},
        "rom/io_rom/x86-legacy.devs_rom/x86-fb.io");

ld:start({caps = {vbus = vbus, fb=fbdrv:svr() },
         log = {"fbdrv", "red"}},
        "rom/fb-drv_m_0x117");

ld:start({caps = {fb = fbdrv}},
        "rom/your_fb_client")
```


L4Re Framebuffer Interface

Headers are at

- ▶ `src/l4/pkg/l4re-core/l4re/include/video/goos`, and
- ▶ `src/l4/pkg/l4re-code/l4re/util/include/video/goos_fb`

Interface to `Goos_fb`

- ▶ `Goos_fb(char const *name)` – Create FB using capability name (channel to fb-drv)
- ▶ `Goos_fb::view_info()` – FB information
- ▶ `Goos_fb::attach_buffer()` – Get FB data space
- ▶ `Goos_fb::refresh()` – refresh, not necessary for physical FB.

Example: Drawing Pixels

```
auto base = fb.attach_buffer();

L4Re::Util::Video::View::Info info;
int r = fb.view_info(&info);
if (r != 0) error(...);

auto addr = base + y * (info.pixel_info.bytes_per_pixel()
                       * info.width)
             + x * info.pixel_info.bytes_per_pixel();

// details about color encoding in info.pixel_info
*static_cast<unsigned*>(addr) = value;
```

Rendering Text

Use C library: `libgfxbitmap`

- ▶ Initialize: `gfxbitmap_font_init()`;
- ▶ Render text:

```
gfxbitmap_font_text  
(void *fb_base, l4re_video_view_info_t *fbinfo,  
 gfxbitmap_font_t font, char const *text,  
 unsigned len, unsigned x, unsigned y,  
 gfxbitmap_color_pix_t foreground,  
 gfxbitmap_color_pix_t background);
```

- ▶ `fb_base` – base address of FB
- ▶ `fbinfo` – `L4Re::Framebuffer::Info` struct, cast
- ▶ Colors are unsigned int
- ▶ Useful constants: `GFXBITMAP_DEFAULT_FONT`,
`GFXBITMAP_USE_STRLEN`

Drawing graphics

- ▶ There is a libpng, contact me if you need/want it.
- ▶ Consult your favorite Computer Graphics reference for drawing algorithms.
- ▶ None of these is necessary for this assignment, as Pong can already draw itself.

Assignment: Graphical text console

- ▶ Make your echo server render text into the physical framebuffer (direct access for now)
- ▶ Scroll down when the screen is full, as in a terminal.
- ▶ When we are going to have input, you might want to scroll up, so keep history.

Next meeting

- ▶ Next up: Keyboard driver, graphics multiplexing, and integration.
- ▶ We meet on 04.02. for our last meeting.